
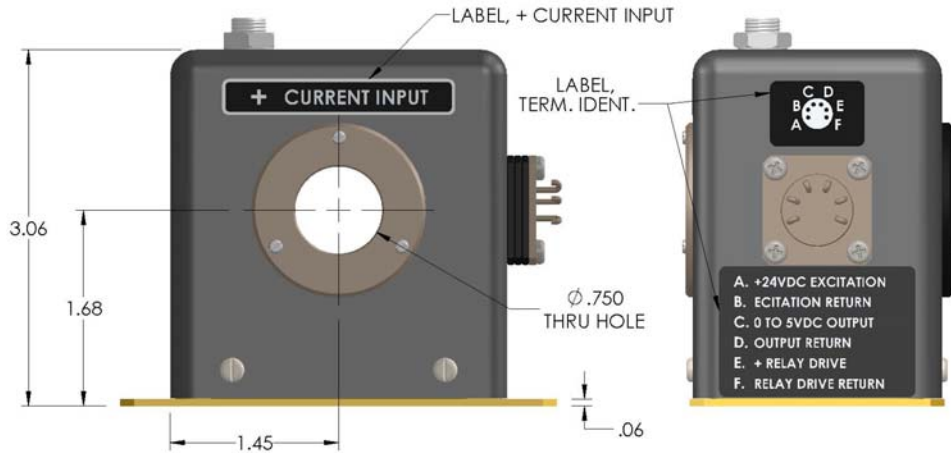
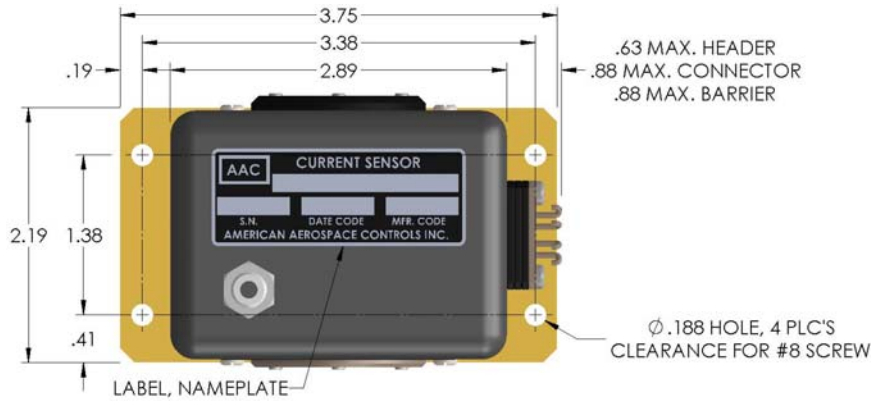


Dimensions in Inches, Tolerances: .XX ± .03 .XXX ± .010

**DC CURRENT LEVEL DETECTOR
SERIES 901B**



PART NO.	INPUT CURRENT	PART NO.	INPUT CURRENT
901B-20	0 to 20mA	901B-500	0 to 500mA
901B-50	0 to 50mA	901B-1A	0 to 1A
901B-100	0 to 100mA	901B-2A	0 to 2A
901B-200	0 to 200mA	901B-5A	0 to 5A
901B-250	0 to 250mA		

INPUT

CURRENT RANGE (Adc)	See Table
TRANSIENT PROTECTION	
VOLTAGE OF THRU CABLE	30KV (with insulated cable)
VOLTAGE TRANSIENT	500 Volts/u-sec.
CURRENT TRANSIENT	250 Amps/u-sec.
CURRENT CAPABILITY	250 Amps for 100 m-sec.

OUTPUT "A"

VOLTAGE SIGNAL	0 to +5Vdc FS (Full Scale)
LOAD	5K Ω ±1%
ACCURACY	±1% FS (±50mV)
RIPPLE	3% FS RMS max.
RESPONSE (10 TO 90%)	50 m-sec. max.
TEMPERATURE COEFFICIENT	±0.1% FS/°C max.

OUTPUT "B"

VOLTAGE SIGNAL	18Vdc @ 10mA (Above set point) <0.05Vdc (Below set point)
SET POINT	Adjustable from 70% FS to 110% FS
SET POINT REPEATABILITY	±2% FS
RESPONSE TIME	50 m-sec max.

POWER SUPPLY (PS)

SUPPLY VOLTAGE	24Vdc ±3Vdc
CURRENT DRAIN	75mA max.
REVERSE POLARITY PROTECTION	10µA current drain without damage

ENVIRONMENTAL AND PHYSICAL CHARACTERISTICS

OPERATING TEMPERATURE RANGE	-20°C to +70°C
STORAGE TEMPERATURE RANGE	-55°C to +85°C
INSULATION RESISTANCE	100 K-ohms (all terminals to case)
RIPPLE	40mV reflected onto pass-thru line
WEIGHT	1.75 lbs. Max.

- TERMINAL IDENTIFICATION**
- A. SUPPLY VOLTAGE (+)
 - B. SUPPLY VOLTAGE (RTN)
 - C. OUTPUT A (+)
 - D. OUTPUT A (RTN)
 - E. OUTPUT B (+)
 - * F. OUTPUT B (RTN)

* **NOTE:** FOR BARRIER OPTION ONLY, TERMINALS "A-E" AS SHOWN. OUTPUT A (RTN) AND OUTPUT B (RTN) ARE COMMON AT TERMINAL D.

AAC	Drawing Number 901B	Rev. K
------------	--------------------------------	-------------------