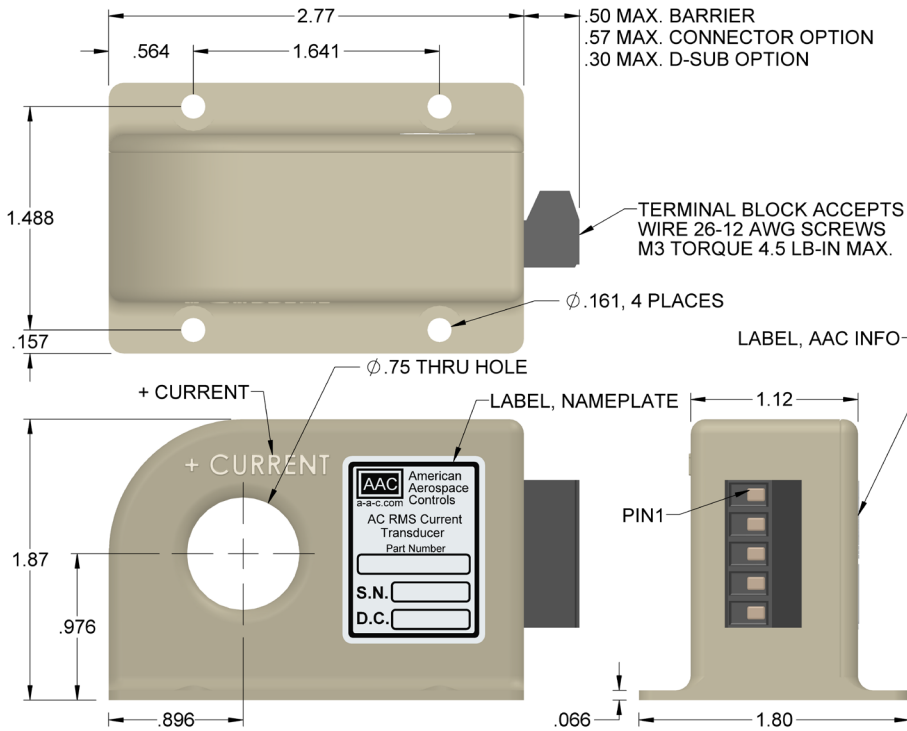


Dimensions in Inches, Tolerances: .XX ± .03 .XXX ± .010



**AC RMS CURRENT TRANSDUCER
SERIES 1070
4 to 20mA 2 WIRE LOOP POWER**

PART NUMBER	CURRENT RANGE	PART NUMBER	CURRENT RANGE
1070-2	0 to 2	1070-40	0 to 40
1070-5	0 to 5	1070-50	0 to 50
1070-10	0 to 10	1070-75	0 to 75
1070-15	0 to 15	1070-100	0 to 100
1070-20	0 to 20	1070-150	0 to 150
1070-25	0 to 25	1070-200	0 to 200
1070-30	0 to 30	1070-250	0 to 250

INPUT

RANGE	Aac rms (see table)
OVERLOAD	500Aac
FREQUENCY RANGE	20 to 2KHz
CREST FACTORS	Up to 4

OUTPUT

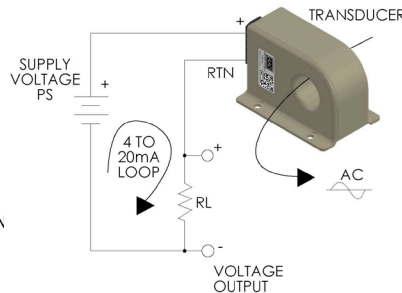
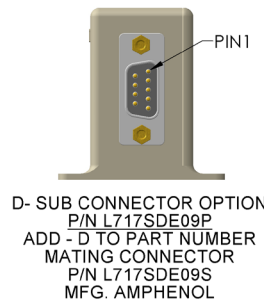
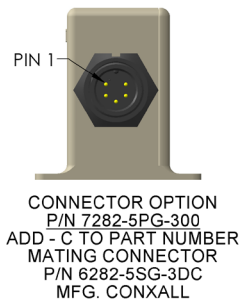
CURRENT SIGNAL	4 to 20mAdc FS
ACCURACY (Over the Temperature Range)	±0.25% FS max. (± 50uA) note 1
RIPPLE	0.2% max. (40uAac)
RESPONSE (10 to 90%)	300m-sec.
LOAD RESISTANCE (RL)	250 Ohms Nominal
LOAD RESISTANCE RANGE	0 to 300 Ohms
CURRENT SIGNAL @ OVERLOAD	23mAdc typ.
OUTPUT PROTECTION	Reverse Polarity Protection

POWER SUPPLY

SUPPLY VOLTAGE	+15Vdc
CURRENT DRAIN	4 to 23mAdc
SUPPLY VOLTAGE RANGE	+12 TO 32Vdc

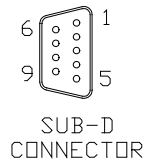
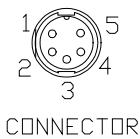
ENVIRONMENTAL AND PHYSICAL CHARACTERISTICS

OPERATING TEMPERATURE RANGE	-40° to +85°C
STORAGE TEMPERATURE RANGE	-55° to +125°C
HUMIDITY (Operating)	0% to 95%RH
MOISTURE RESISTANCE	MIL-STD-202 Method 106 (note 2)
RANDOM VIBRATION (Operating)	MIL-STD-810F, Proc.1,Cat.12, WO=.095G ² /Hz, Time1 hr, Fig. 514.5C-8 Overall level 12.G- RMS
SHOCK	50g 11m-sec. half sine pulse
ISOLATION	Input to output 5KV rms 60Hz/1min.
INSULATION RESISTANCE	500 M-Ohms @ 500Vdc
CASE MATERIAL	Molded Plastic meets UL flammability rating 94V-O (color light gray)
WEIGHT	6 oz. Max.



TERMINAL IDENTIFICATION

1. SUPPLY (+)
2. SUPPLY (RTN)
- 3-9. SPARE



NOTE 1: Specified accuracy includes the combined worst case effects of Zero Offset, Temperature, Hysteresis, Supply Swings and Current Cable Positioning.

AAC	Drawing Number 1070	Rev. H
------------	--------------------------------	-------------------