
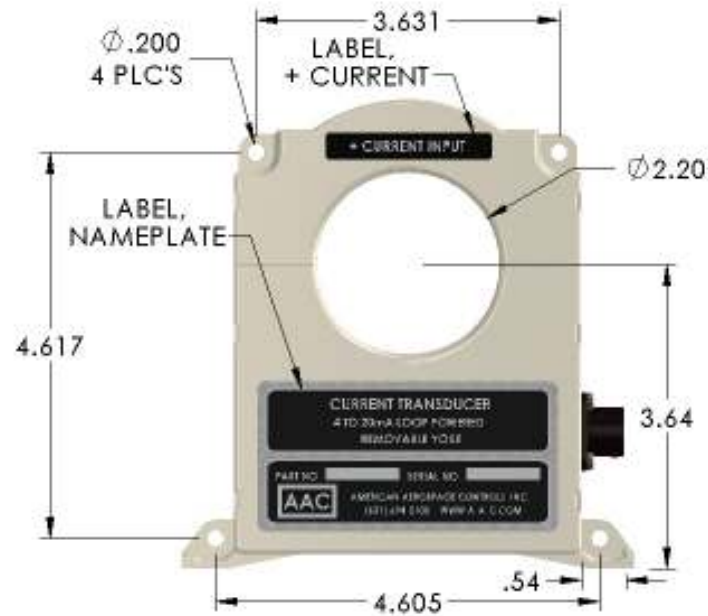
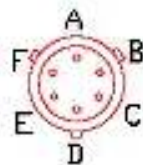


**DC CURRENT TRANSDUCER  
SERIES S966  
REMOVEABLE YOKE TYPE**



**CONNECTOR IDENTIFICATION**

1. SIGNAL OUTPUT (+)
  2. OUTPUT (RTN)
  3. SUPPLY VOLTAGE (+)
  4. SUPPLY VOLTAGE (RTN)
  5. SPARE
  6. SPARE
- Terminal 2 & 4 are common



**CONNECTOR**  
CONNECTOR P/N  
PT02E-10-6P-023 OR EQUIV  
MATING CONNECTOR  
MS3116-10-6S

**YOKE CAPTIVE SCREWS:** 8-32 SLOT  
TORQUE: 2 in-lb **CAUTION DO NOT EXCEED.**  
SCREWDRIVER: 7/32" SLOTTED HEAD  
1 1/2" MIN SHAFT LENGTH

PART NUMBER	CURRENT RANGE
S966-500	0 to 500
S966-750	0 to 750
S966-1000	0 to 1000
S966-1500	0 to 1500
S966-2000	0 to 2000
S966-2500	0 to 2500
S966-3000	0 to 3000
S966-3500	0 to 3500
S966-4000	0 to 4000
S966-5000	0 to 5000

**INPUT**

RANGE	Adc (See Table)
OVERLOAD	10kAdc

**OUTPUT**

VOLTAGE SIGNAL	0 to 5Vdc FS (Full Scale)
ACCURACY (Over Temperature Range)	%1 FS
RESPONSE (10 to 90%)	200 u-sec. max.
OUTPUT IMPEDANCE	20 Ohms max.
VOLTAGE SIGNAL @ OVERLOAD	6.5Vdc typ.
PROTECTION	Short CKT.

**POWER SUPPLY (PS)**

SUPPLY VOLTAGE	+11Vdc to +32Vdc
CURRENT DRAIN	20mAdc max.
PROTECTION	Reverse polarity protected
TRANSIENT PROTECTION	±40V (T<10mS)

**ENVIRONMENTAL AND PHYSICAL CHARACTERISTICS**

OPERATING TEMPERATURE RANGE	-40° to +85°C
STORAGE TEMPERATURE RANGE	-45° to +91°C
HUMIDITY (Operating)	0% to 95%RH
ISOLATION	Input to output 5Kv RMS 60Hz
SHOCK	50g 11m-sec. half sine pulse
INSULATION RESISTANCE	500 M-Ohms @ 500Vdc
DIELECTRIC STRENGTH	5Kvac rms input to output
CASE MATERIAL	Molded Plastic meets UL flammability rating 94V-O (color light gray)
WEIGHT	24 oz. Max.

**NOTE:** INTERNAL CIRCUITRY SEALED MAKING TRANSDUCER WATER SPRAY RESISTANT.

RECOMMENDED MOUNTING SCREWS: 10-32 x 1/4" MIN;  
TORQUE: 5lb-in; FLAT AND LOCK WASHERS.

<b>AAC</b>	<b>Drawing Number 700-S966</b>	<b>Rev. B</b>
------------	------------------------------------	-------------------