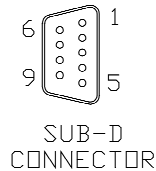
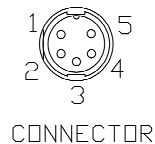
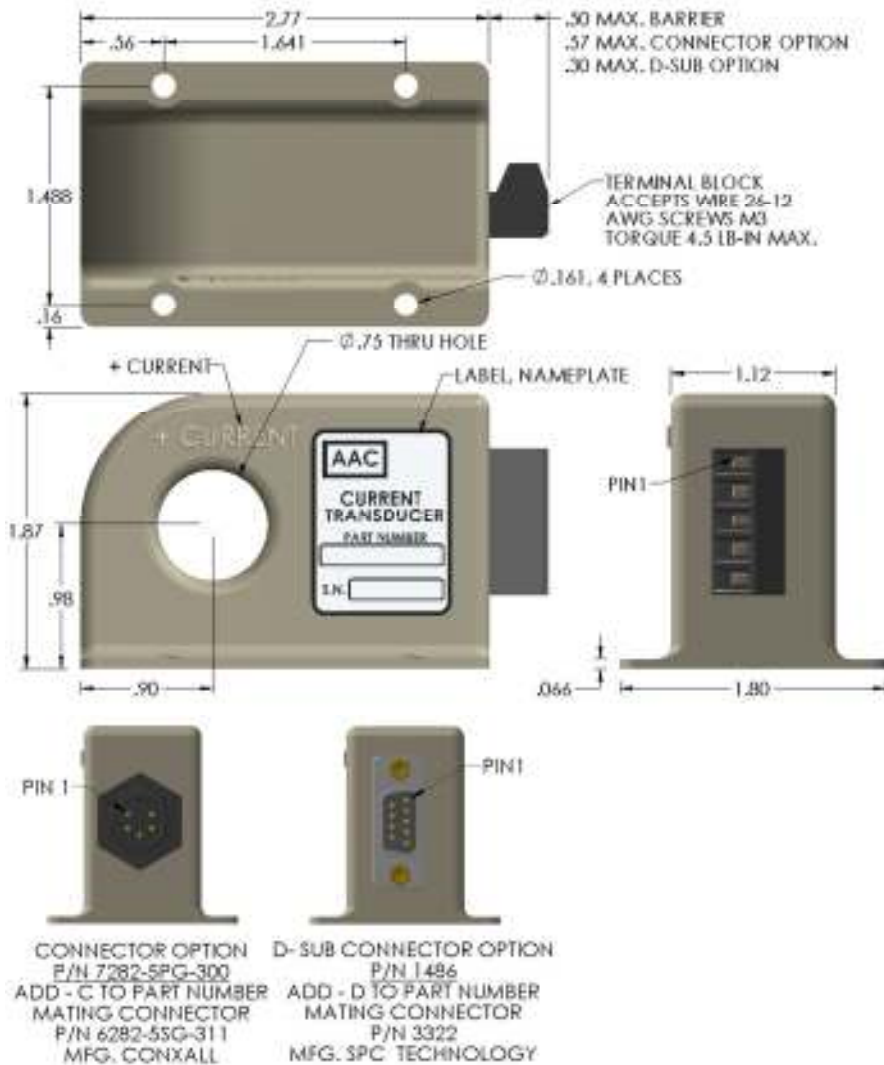


**BIDIRECTIONAL CURRENT TRANSDUCER
SERIES 929**



TERMINAL IDENTIFICATION

1. SUPPLY VOLTAGE (+)
2. SUPPLY (RTN)
3. OUTPUT (RTN)
4. OUTPUT SIGNAL (+)
- 5-9. SPARE

PART NUMBER	CURRENT RANGE	PART NUMBER	CURRENT RANGE
929-50	0 to ±50	929-200	0 to ±200
929-75	0 to ±75	929-250	0 to ±250
929-100	0 to ±100	929-300	0 to ±300
929-150	0 to ±150	929-400	0 to ±400

INPUT

RANGE	See Table Adc or AC Peak
OVERLOAD CONTINUOUS	±5000Adc
FREQUENCY RANGE	DC to 350KHz

OUTPUT

VOLTAGE SIGNAL	0 to ±5Vdc FS
ACCURACY (Over Temperature Range)	±1% FS (note 1)
RESPONSE (10 to 90%)	1 u-sec. max.
OUTPUT IMPEDANCE	25 Ohms
LOAD RESISTANCE	5k Ohms min
OUTPUT PROTECTION	Short Circuit

POWER SUPPLY

SUPPLY VOLTAGE	+10Vdc to +34Vdc
CURRENT DRAIN	8mAdc max.
PROTECTION	Reverse polarity protected
TRANSIENT PROTECTION	±60V (T<5mS)

ENVIRONMENTAL AND PHYSICAL CHARACTERISTICS

OPERATING TEMPERATURE RANGE	-40° to +85°C
STORAGE TEMPERATURE RANGE	-55° to +125°C
HUMIDITY (Operating)	0% to 95%RH
MOISTURE RESISTANCE	MIL-STD-202 Method 106 (note 2)
RANDOM VIBRATION (Operating)	MIL-STD-810F, Proc.1,Cat.12, WO=.095G ² /Hz, Time1 hr, Fig. 514.5C-8 Overall level 12.G-RMS
SHOCK	50g 11m-sec. half sine pulse
ISOLATION	Input to output 5KV rms 60Hz/1min.
INSULATION RESISTANCE	500 M-Ohms @ 500Vdc
CASE MATERIAL	CM9004G-30 Molded Plastic meets UL flammability rating 94V-O (color light gray)
WEIGHT	6 oz. Max.

NOTE 1: Specified accuracy includes the combined worst case effects of Zero Offset, Temperature, Hysteresis, Supply Swings and Current Cable Positioning.

NOTE 2: Meets Specified Moisture requirements with option C & D only.

NOTE 3: Recommended mounting hardware; #6 screw, #6 split lock washer and #6 flat washer. Torque Maximum 10 in-lb.

AAC	Drawing Number 700-929	Rev. J
------------	----------------------------------	------------------