

Dimensions in Inches, Tolerances: .XX ± .03 .XXX ± .010

**DC CURRENT LEVEL DETECTOR
SERIES S963**

PART NUMBER	TRIP POINT
S963-1.....	±1Adc
S963-3.3.....	±3.3 Adc

INPUT

RANGE.....	0 to ±100Adc
OVERLOAD CURRENT CONTINUOUS.....	±400Adc
OVERLOAD CURRENT SURGE.....	±1000Adc 5 sec max.
DIELECTRIC STRENGTH.....	1000V RMS @ 60Hz max.

OUTPUT RELAY

NORMALLY CLOSED CONTACT (SPST).....	Contacts Open at & above trip point
CONTACT RATING (28Vdc).....	1 Amp Resistive, 100mA Lamp, 200mA Inductive @ 320mH.
CONTACT RESISTANCE.....	0.2 Ohm max.
CONTACT OPEN CIRCUIT VOLTAGE.....	250Vdc
TRIP POINT (AS CURRENT DECREASES).....	See table
TRIP POINT REPEATABILITY.....	±4% of trip point
RESET.....	Automatic @ 20% above trip point
RESPONSE TIME.....	100 m-sec max.
OUTPUT ISOLATION.....	350V RMS @ 60Hz

POWER SUPPLY

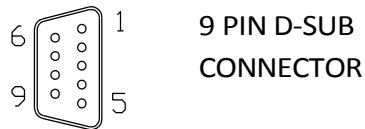
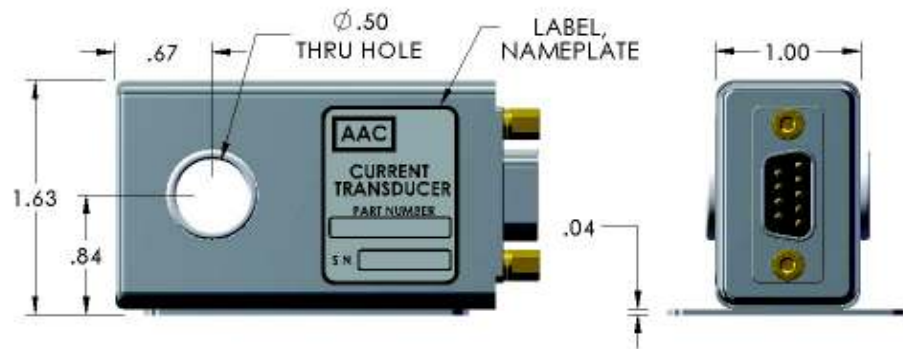
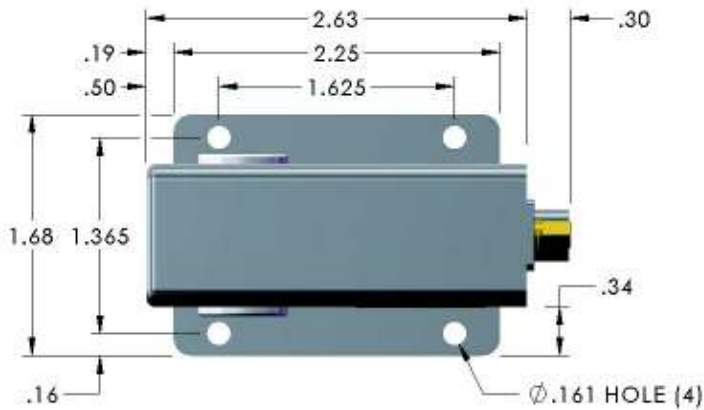
SUPPLY VOLTAGE.....	28Vdc, Normal
SUPPLY VOLTAGE RANGE.....	18Vdc to 32.2Vdc max
CURRENT DRAIN.....	35mA max.
REVERSE POLARITY PROTECTION.....	100µA max. current drain without damage

ENVIRONMENTAL AND PHYSICAL CHARACTERISTICS

OPERATING & STORAGE TEMP RANGE.....	-55°C to +85°C
DIELECTRIC STRENGTH.....	350V RMS MIL-STD-202 Method 301
MOUNTING.....	Rigid in any position
INSULATION RESISTANCE (Test A).....	200 M-Ohms min. MIL-STD-202 Method 302
WEIGHT.....	9 oz. max. (1 oz mating connector)

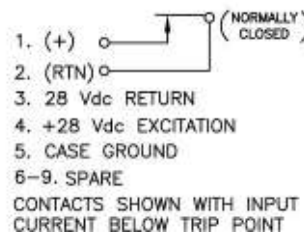
DO-160E ENVIRONMENT

SECTION	CATEGORY
TEMPERATURE & ALTITUDE	D2
TEMPERATURE VARIATION	A
HUMIDITY	B
SHOCK & CRASH SAFETY	E
EXPLOSION PROOFNESS	H
WATER PROOFNESS	Y
SAND & DUST	D
FUNGUS RESISTANCE	F
SALT FOG	S
ICING	A
MAGNETIC EFFECT	Z
POWER INPUT	B
FIRE FLAMMABILITY	C
VOLTAGE SPIKES	A
AUDIO FREQUENCY CONDUCTED	B
INDUCED SIGNAL SUSCEPTIBILITY	ZC
RF SUSCEPTIBILITY	RR
EMISSION OF RADIO FREQUENCY	M
LIGHTNING INDUCED TRANSIENT	A3G33
ELECTROSTATIC DISCHARGE (ESD)	A



9 PIN D-SUB CONNECTOR

TERMINAL IDENTIFICATION



Vibration Performed I.A.W MIL-STD-810, Method 514.6, Figure 514.6 D2, Procedure I

Crash Safety (Sustained) Test Performed IAW RTCA DO-160E, Section 7 at below levels

Test Levels	FWD	AFT	LAT	UP	DOWN
Sustained	27.21g	N/A	6.8g	4.54g	N/A

Operational Shock & Crash Safety (Impulse) Test Performed IAW RTCA DO-160E, Section 7, Category E

Constant Acceleration Test Performed IAW Mil-Std-810(F) Method 513 at below levels					
Test Levels	FWD	AFT	LAT	UP	DOWN
Operational	1.7g	2.9g	5.75g	4.25g	11.5g
Structural	2.55g	4.35g	8.65g	6.37g	17.25g

AAC	Drawing Number	Rev.
	700-S963-800	G²